

Shower wall for bath Forma 17, Modul 17

Height: 155 cm

Minimum installation height: 225 cm

Shower wall is produced from 6 mm transparent (T1) or toned grey (T2) safety glass and aluminium profiles. The shower wall consists of immovable side/front glass wall and closing sliding glass door. The layout of the shower wall is defined by the bath front panels.

Corner (PrA) T1: 718.-
T2: 811.-

Corner (PrG) T1: 769.-
T2: 862.-

Niche (PrA) T1: 561.-
T2: 639.-

Niche (PrG) T1: 592.-
T2: 670.-

Glass options / prices:




T1
Transp.
safety glass
6 mm




T2
Toned grey
safety glass
6 mm

Opening schemes (corner):

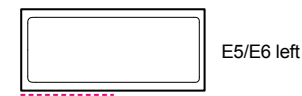


E1/E3

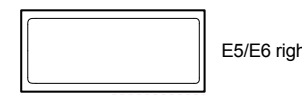


E2/E4

Opening schemes (niche):



E5/E6 left



E5/E6 right

Mio

Dimensions: 24 x 149 x 33 cm

Shower panel



PS.

- As standard this panel is offered in white finish. Black and red colored panels are optional.
- Please request if any other color (RAL color system) is needed.
- Shower mixer and the massage panel require input water pressure 2-4 bar. Thermostat mixer operates only if hot and cold input water pressure difference is below 2 bar.

Colour options:



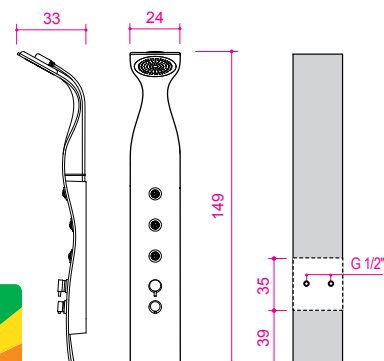
White
(by default)



Black
RAL 9011



RAL
(special color)



Mio is a novel form with beautiful flowing lines expressing refined grace. Mio shower panel is casted from Xonyx™ massive stone mixture, a material that is very hard and durable, yet the satin surface finishing provides for softness and warmth when touching.

Shower panel includes:

- Quality thermostat shower mixer N2 (optional regular mixer N1)
- Rain shower
- Minimalistic hand shower
- Hydromassage jets (3) with three spray options
- Concealed shelves